

What's Good?

An Iowa MIECHV Benchmark Review



August 23, 2021

Goals

1. Review benchmarks, to date
2. Demo how to dig in

Setting Intentions



- **Let the data lead us**
- **Embrace your strengths**
- **Be open**

FY2020 HRSA Benchmark Improvements



Improved in 5/6
Benchmarks

Learn more about
HRSA requirements
[here](#).

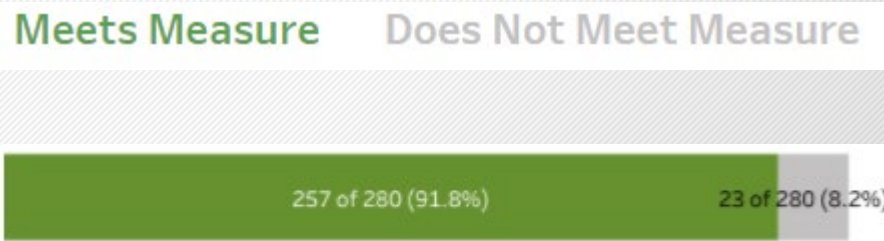
I. Maternal and Newborn Health	<ul style="list-style-type: none">• Preterm Birth*• Breastfeeding*• Depression Screening• Well-Child Visit• Postpartum Care• Tobacco Use
II. Child Injuries, Maltreatment, and Reduction of Emergency Department Visits	<ul style="list-style-type: none">• Safe Sleep• Child Injury*• Child Maltreatment*
III. School Readiness and Achievement	<ul style="list-style-type: none">• Parent-Child Interaction• Early Language and Literacy Activities• Developmental Screening• Behavioral Concerns
IV. Crime or Domestic Violence	<ul style="list-style-type: none">• Intimate Partner Violence (IPV) Screening
V. Family Economic Self-Sufficiency	<ul style="list-style-type: none">• Primary Caregiver Education*• Continuity of Health Insurance*
VI. Coordination and Referrals	<ul style="list-style-type: none">• Completed Depression Referrals*• Completed Developmental Referrals*• Intimate Partner Violence (IPV) Referrals

DAISEY Guidance

At-a-glance document review

Benchmark – Six Benchmarks	
Measure – 19 measures	
Definition (Form)	
Numerator (meets measure)	Denominator (does not meet measure)

Form 2
DAISEY
Report



Performance Measure	FY 2018 Performance	FY 2019 Performance	National Threshold	Iowa Baseline Value	FY 2020 Performance	FY 2020 Missing Data	FY 2021 Performance	FY 2021 Missing Data
*1. Preterm Birth	12.2%	12.0%	11.0%	12.1%	8.5%	0.8%	13.6%	0.0%
*2. Breastfeeding	30.5%	24.5%	42.7%	27.5%	34.6%	3.7%	3.3%	59.5%
3. Depression Screening	92.9%	94.5%	80.7%	93.7%	90.9%	0.0%	93.7%	0.0%
4. Well Child Visit	89.1%	95.6%	66.6%	92.3%	95.8%	2.5%	94.3%	59.3%
5. Postpartum Care	60.0%	64.4%	67.5%	62.2%	63.1%	0.6%	26.9%	32.3%
6. Tobacco Cessation Referrals	5.4%	7.9%	53.7%	6.7%	0.0%	10.4%	7.1%	36.4%
7. Safe Sleep	51.9%	21.6%	54.7%	36.8%	58.5%	3.1%	47.6%	67.0%
*8. Child Injury	0.14	0.09	0.04	0.11	0.080	2.5%	0.057	59.2%
*9. Child Maltreatment	11.8%	16.6%	6.7%	14.2%	13.3%	0.0%	not available	not available
10. Parent Child Interaction	38.0%	57.2%	67.4%	47.6%	56.5%	0.0%	41.1%	0.0%
11. Early Language and Literacy Activities	74.6%	78.8%	74.6%	76.7%	86.4%	2.1%	86.5%	42.6%
12. Developmental Screening	80.3%	81.8%	74.8%	81.1%	72.7%	0.0%	67.9%	0.5%
13. Behavioral Concerns	90.2%	83.3%	91.1%	86.8%	87.4%	0.1%	91.4%	2.5%
14. Intimate Partner Violence Screening	94.6%	96.2%	80.8%	95.4%	94.6%	0.0%	94.5%	0.0%
*15. Primary Caregiver Education	27.7%	19.0%	29.9%	23.4%	17.4%	3.4%	7.1%	5.1%
*16. Continuity of Insurance Coverage	88.4%	89.7%	79.0%	89.0%	89.5%	1.6%	71.7%	55.0%
*17. Completed Depression Referrals	52.4%	28.1%	41.4%	40.3%	19.6%	29.1%	18.2%	51.1%
*18. Completed Developmental Referrals	63.6%	19.2%	56.8%	41.4%	7.5%	61.9%	0.0%	69.2%
19. Intimate Partner Violence Referrals	100.0%	75.0%	55.9%	87.5%	72.2%	41.9%	62.5%	52.9%

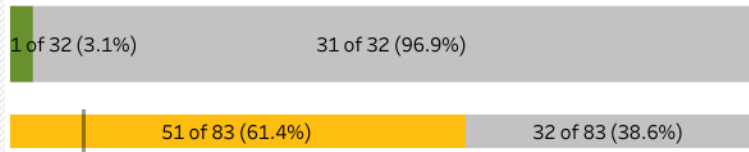
* indicates systems outcomes less likely to be impacted by home visiting alone.

Data pulled 8/18/2021

Data comes from Annual Report forms.

Reviewing Missing Data

Step 1
Select a benchmark measure

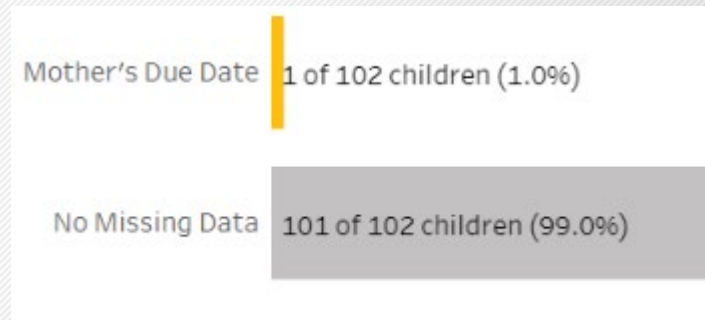


Step 2
Select measure in missing data

Missing Data Information

Select Measure
Measure 1

Step 3
Review missing data points



Step 4
Click on yellow bar to see DAISEY ID

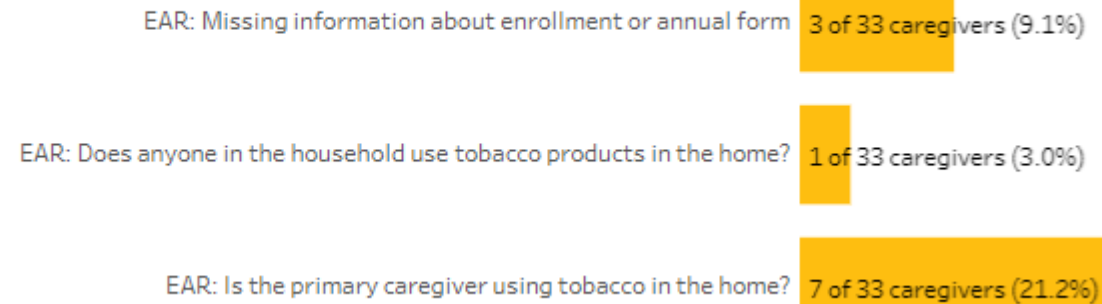
This list includes 787 caregiver(s) and 813 child(ren).

Caregiver DAISEY ID	Caregiver Name	Enrollment Date	Discharge Date
Child DAISEY ID	Child Name	Child Date of Birth	

Measure 6: Tobacco Cessation Referrals

Currently 36.4% Missing Data

Measure 6: What could be missing?



Data Due Dates

Next data due date: **OCTOBER 15th**
ANNUAL DATA DEADLINE

Fiscal Year 2021 (October 1, 2020 - September 30, 2021)

IOWA DAISEY Report Training


Report Training Video & Resources

daisyiowa.daiseysolutions.org

Browser REMINDER!



Mozilla Firefox
is supported!



Google Chrome
is supported!



Internet Explorer
is **NOT** supported!

IOWA DAISEY Report Training

Questions about DAISEY or Report functions?

daisey.iowa@ku.edu

Questions about data in the reports or how to use reports?

➤ Program administrator (chain of command)